

CribMaster ToolCube

P o i n t - o f - u s e D i s t r i b u t i o n



The CribMaster ToolCube™

Every now and then a product comes along that totally changes the way things are done. The ToolCube™ is one of those products! Like all of the CribMaster point-of-use distribution devices, control, security and ease of access to your tools and supplies are the benefits you see most. With the ToolCube™, we've combined this security, control and ease of distribution into a unique modular storage system that controls access to drawers and individual storage spaces.

Operation is simple! The employee scans his/her badge and selects the item. CribMaster then provides access to only the approved quantity of the exact item requested. Drawers come with moveable dividers and can easily be adjusted to accommodate many different types of inventory. ToolCube compartments can contain unique items or kits of items and each master ToolCube is network ready and has all the features of CribMaster including reports, purchasing and gauge management.


As your operation grows and your control tightens, you may need to add on cubes to store different items. You can even add a ToolCube™ to your counter top to help your tool crib attendant distribute costly items. It's about time you got your tools under control and the ToolCube™ is just the machine to do it!

The CribMaster ToolCube™ will allow you to:

- Securely Store and Distribute Items**
- Open Drawers to Specified Locations**
- Handle Heavy Items**
- Vend Items without Repackaging**
- Dispense Items without Dropping**
- Configure Drawers and Add Drawer Sections as Needed**

The CribMaster ToolCube™ brings many functions and features to your shop floor, including:

- Bar Code Scanners**
- Touch Screen Interface**
- Handling Consignment/Non-Consignment**
- Tracking Usage History**
- Flexible Security/Product Access Control**
- Multiple Individual Drawer Sizes & Configurations**
- Configurable Drawer Dividers and Access Region**
- Handling Integrated Supply**




Call today
to benefit from the
CribMaster ToolCube™
888.419.1399



ToolCube Drawer Column Configuration Possibilities


Each cube has either 2, 3, 4 or 5 drawer columns based on chosen drawer width. You can replace any two 1" tall drawers with a 3.5" tall drawer in any space. All drawers are configurable to up to 12 spaces deep at 1.5" each for a total depth of 18". Cube outside dimensions are 24" wide x 26" deep x 18" tall.



2 Column Configuration

The 2 column cube configuration offers the opportunity to put two of the larger 9" drawer sizes next to each other. As with all the other cube configurations you have the choice of drawer height for each column.


You can choose from 1" tall drawers to 3.5" tall drawers. You can replace any two 1" drawers with a 3.5" drawer.



2 Column Configuration

The second 2 column cube configuration offers the opportunity to put up to six of the small 2" drawer sizes next to a 15.5" drawer. As with all the other cube configurations you have the choice of drawer height for each column.

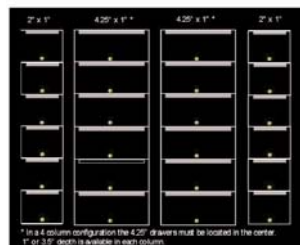
You can choose from 1" tall drawers to 3.5" tall drawers. You can replace any two 1" drawers with a 3.5" drawer.



3 Column Configuration

The 3 column cube configuration offers columns with all three drawer widths 2", 4.25" and 9". As with all the other cube configurations you have the choice of drawer height for each column.


You can choose from 1" high drawers to 3.5" high drawers. You can replace any two 1" drawers with a 3.5" drawer.



4 Column Configuration

4.25" Wide Drawers are available in the center positions only. If you choose 1" tall drawers you can get 6 per column if you choose 3.5" tall drawers you have space for 3 per column. You then have remaining space for 2" drawers on the outside with 6 per column at 1" or 3 per column at 3.5".

The cube in the illustration to the left shows a 4 column configuration using 4.25" wide x 1" tall on the inside and 2" wide x 1" tall drawers on the outside.



5 Column Configuration

2" Wide Drawers are the only size available in a 5 column configuration. This allows up to 30 total drawers.

You can choose from 1" tall drawers to 3.5" tall drawers. You can replace any two 1" drawers with a 3.5" drawer.

ToolCube Drawer Sizes

Configuration Possibilities



Drawer Sizes (top to bottom)

2" Wide x 1" Tall
30 Drawers per Cube
Common Uses: **Taps, Dies, Inserts, Drill Bits**




2" Wide x 3.5" Tall
15 Drawers per Cube
Common Uses: **Taps, Dies, Inserts, Drill Bits**



4.25" Wide x 1" Tall
12 Drawers per Cube, plus available space for
(12) 2x1 or (6) 2x3.5
Common Uses: **Small Fasteners, Inserts, Bits**



4.25" Wide x 3.5" Tall
6 Drawers per Cube plus available space for
(12) 2x1 or (6) 2x3.5
Common Uses: **Small Fasteners, Inserts, Bits**



9" Wide x 1" Tall
12 Drawers per Cube
Common Uses: **Wrenches, Grinding Wheels**



9" Wide x 3.5" Tall
6 Drawers per Cube
Common Uses: **Sanding Belts, Gloves, etc.**



15.5" Wide x 1" Tall
6 Drawers per Cube, plus space for (6) 2 x 1
Common Uses: **Grinding Wheels, Hand Tools**
NOW ALSO AVAILABLE IN 3.5" Depth!



Note: These dimensions are exact. Items must be slightly smaller than these dimensions to fit into opening. Depth from front to back of drawer is configurable from 1.5" to 18" in 1.5" increments.